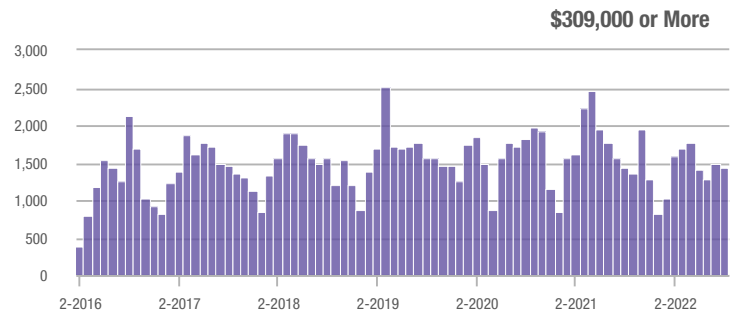
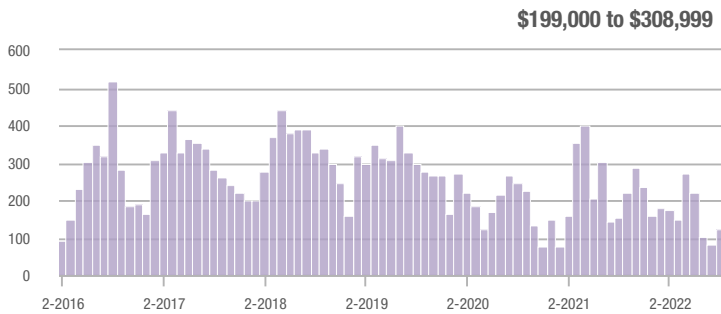
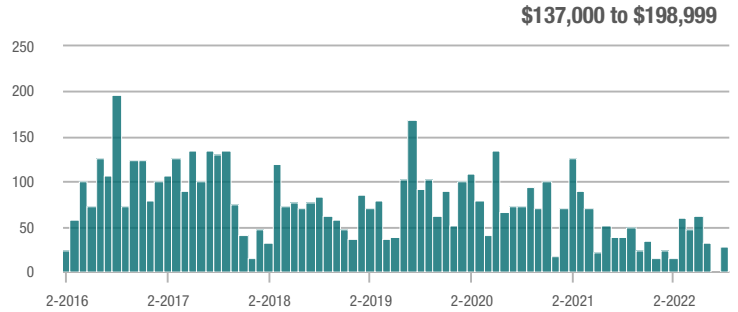
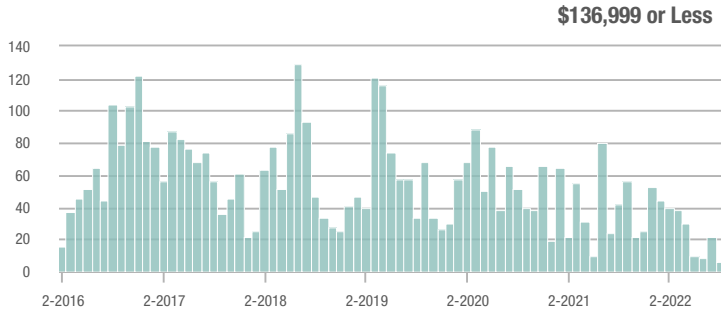


## Chatham County

Price Range	Total Showings			Buyer Interest (Showings/Listings)			Managed Listings		
	August 2022	Year-Over-Year Change	Month-Over-Month Change	August 2022	Year-Over-Year Change	Month-Over-Month Change	August 2022	Year-Over-Year Change	Month-Over-Month Change
\$136,999 or Less	6	- 85.7%	- 71.4%	6.0	- 42.9%	- 42.9%	1	- 80.0%	- 50.0%
\$137,000 to \$198,999	28	- 26.3%	+ 2,700.0%	9.3	+ 126.8%	+ 833.3%	3	- 66.7%	+ 200.0%
\$199,000 to \$308,999	121	- 20.9%	+ 47.6%	7.1	+ 6.0%	+ 4.2%	17	- 26.1%	+ 41.7%
\$309,000 or More	1,445	- 0.1%	- 3.0%	7.3	- 23.2%	- 6.7%	220	+ 23.6%	+ 2.3%
<b>Total</b>	<b>1,600</b>	<b>- 4.7%</b>	<b>+ 0.4%</b>	<b>7.3</b>	<b>- 18.0%</b>	<b>- 5.8%</b>	<b>241</b>	<b>+ 12.1%</b>	<b>+ 4.8%</b>

### Showings



### Buyer Interest (Showings/Listings)

