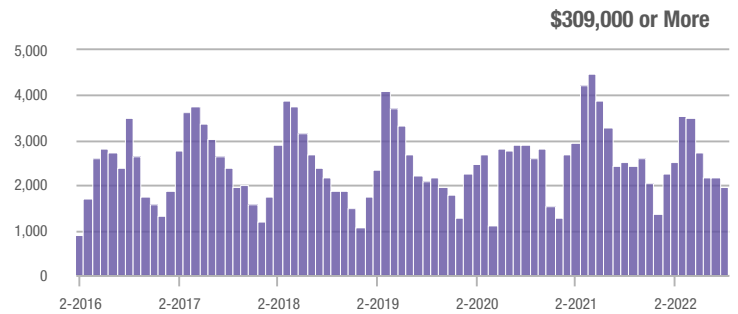
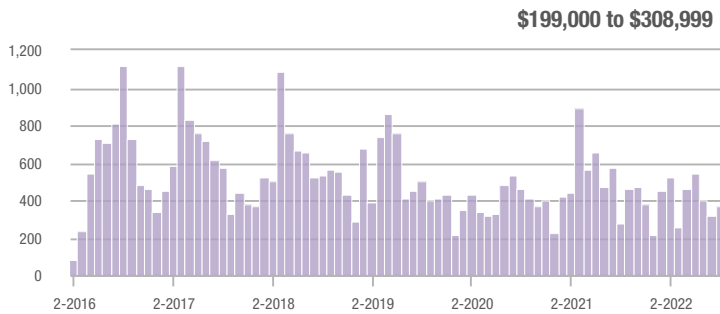
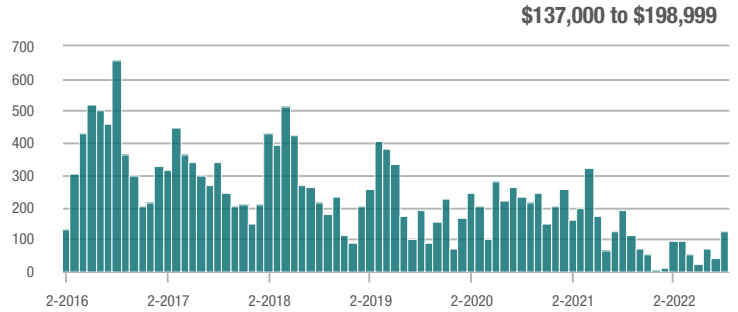
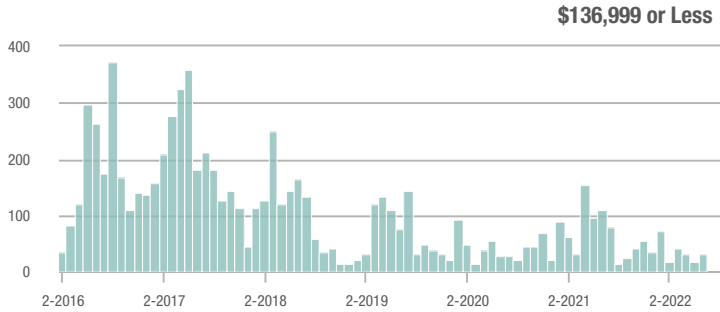


## Chapel Hill / Carrboro

Price Range	Total Showings			Buyer Interest (Showings/Listings)			Managed Listings		
	August 2022	Year-Over-Year Change	Month-Over-Month Change	August 2022	Year-Over-Year Change	Month-Over-Month Change	August 2022	Year-Over-Year Change	Month-Over-Month Change
\$136,999 or Less	1	- 92.9%	—	1.0	- 92.9%	—	1	0.0%	—
\$137,000 to \$198,999	126	- 34.4%	+ 207.3%	31.5	+ 112.8%	+ 207.3%	4	- 69.2%	0.0%
\$199,000 to \$308,999	371	+ 34.9%	+ 15.2%	11.2	+ 17.9%	+ 1.3%	33	+ 13.8%	+ 13.8%
\$309,000 or More	1,949	- 22.8%	- 11.2%	9.0	- 28.0%	- 7.7%	226	+ 1.8%	- 4.6%
<b>Total</b>	<b>2,447</b>	<b>- 18.6%</b>	<b>- 4.4%</b>	<b>9.6</b>	<b>- 21.3%</b>	<b>- 2.9%</b>	<b>264</b>	<b>- 0.4%</b>	<b>- 2.2%</b>

### Showings



### Buyer Interest (Showings/Listings)

